

EXPLORING THE 6CONNEX VIRTUAL PLATFORM



To help promote an interactive and engaging experience, the 6Connex virtual conference platform will be used to host this year's ABTS. **Access to the 6Connex platform is restricted to only those attendees that have been pre-registered by FHI 360 staff.** Program partners attending ABTS must login using the email address they provided on their registration submission. Users who have not been pre-registered or who are using a different email address than initially registered with will not be permitted into the locked platform.

Accessing the 6Connex Platform

All ABTS 2022 attendees received an updated calendar invite that included the unique 6Connex link to access the ABTS 2022 landing page. **The ABTS 6Connex Virtual Conference Room will open on Monday, August 15, 2022.**

For reference purposes, the following is the specific meeting link, which can be found in your ABTS 2022 calendar invite: <https://fhi360.6connex.com/event/VirtualConvening/login>

Exploring the 6Connex Platform

To help ABTS attendees become familiar with the 6Connex virtual platform and all of the great features and tools within, FHI 360 will be facilitating not one, but two 6Connex Platform Walkthroughs. Please join us for one of these optional sessions if your calendar permits. Not only will this ensure you can easily access the platform, but it will set you up for success before the conference even begins. These optional walkthroughs are scheduled for:

Tuesday, August 23, 2022: 7:30 PM – 8:15 PM EDT

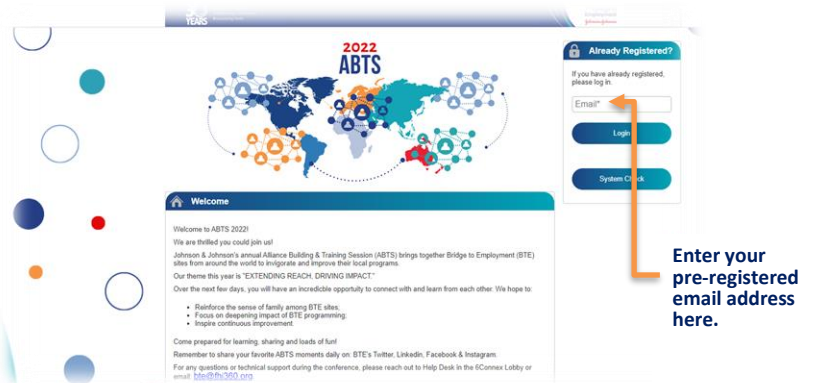
Wednesday, September 7, 2022: 12:00 PM (Noon) – 12:45 PM EDT

If you are unable to attend the 6Connex Platform Walkthrough, no worries! Check out the [ABTS 2022](#) section of the BTE website to find a recording of these sessions, as well as a mini recording for a quick glance.

6Connex Login Page

After clicking on the above 6Connex link, ABTS attendees will be taken to the login page and asked to sign-in.

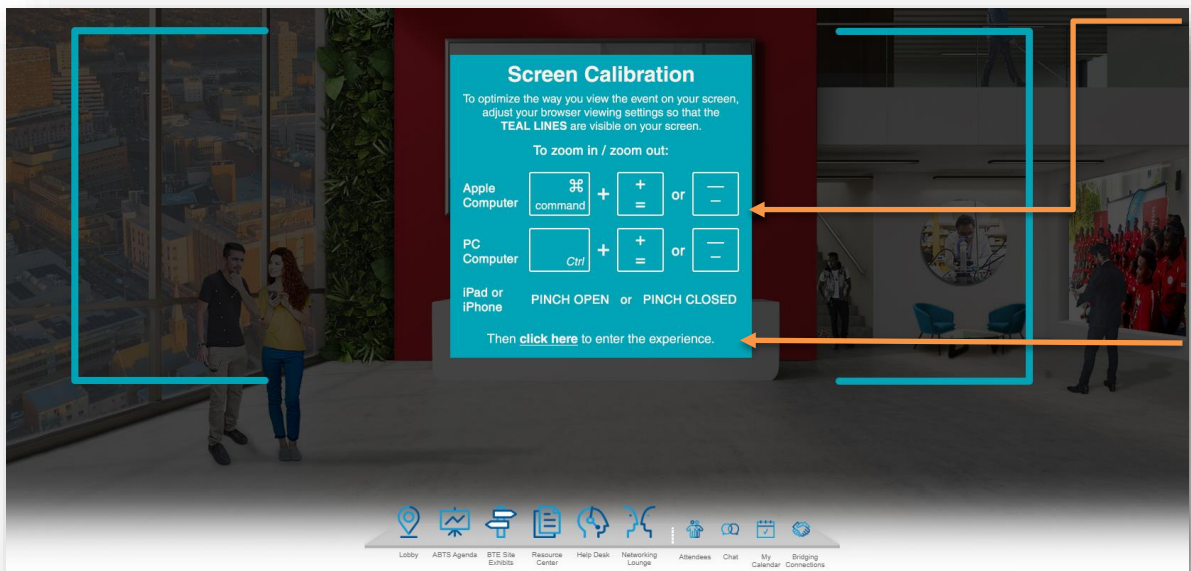

To login, attendees simply enter their email address in the “Already Registered” sidebar. Attendees can also access BTE social media channels, as well as add calendar reminders for spotlight ABTS events.



6Connex Lobby

Once logged in, all users will see a Call-to-Action prompt.

- Click on the prompt to move forward.
- Calibrate your screen by following the instructions that will appear on the “Screen Calibration” pop-window. This will help ensure you see full virtual rooms within your specific computer settings. The teal lines should be fully visible on your screen. Once they are, follow the “click here to enter the experience” Call-To-Action. This will take you to the lobby.



Adjust your screen using the following instructions depending on your device type.

Once calibrated, click here.

Welcome to the ABTS 2022 Lobby!



The following is the Main Lobby. This is the “home” room for ABTS where all rooms, resources, and services can be accessed. When in doubt, come back “home” and you will find what you are looking for. Located in the Main Lobby are the:



ABTS Agenda: Simply click here to access your agenda for the ABTS conference. At the time of registration, each ABTS attendee was assigned to one of the following three agendas based on your role within the program:

- **Partner Track:** Primary track for program partners attending ABTS. All adults, with the exception of Independent Evaluators, will see this agenda when they click on “ABTS Agenda”.
- **Independent Evaluator Track:** Sessions designed specifically for BTE independent evaluators. All Independent Evaluators will see the evaluation agenda when they click on “ABTS Agenda”, which also includes sessions that align with the Partner Track.
- **Youth Track:** Sessions designed strictly for Student Ambassadors. When Student Ambassadors click on “ABTS Agenda”, they will only see the agenda designed for all youth participants.



ABTS 2022 Lobby, continued



BTE Site Exhibit Booths: This is the space to visit if you are looking to learn more about a specific BTE site! Here, you will have an opportunity to connect with members from several Year 2 and Year 3 BTE leadership teams and learn more about their programs, activities, and ways in which you can build these elements into your local program or even arrange for future cross-site activities.



Resource Center: Houses the ABTS 2022 Participant List, customized virtual backgrounds, session handouts, tip sheets, and session presentations.



Help Desk: During ABTS 2022, there will be two forms of support offered through the 6Connex platform- technology questions and program questions, both of which can be accessed by visiting the main lobby and clicking on the Help Desk option. 6Connex representatives will respond to all technology questions and support needs; FHI 360 staff have been assigned to assist with any program questions. The following are the Help Desk hours during ABTS:

Monday, August 29 – Friday, September 2, 2022: 7:00 AM – 3:00 PM EDT

Tuesday, September 13 – Thursday, September 15, 2022: 8:00 AM – 4:00 PM EDT

If attendees have questions before or after Help Desk hours, they can email bte@fhi360.org.



Networking Lounge: The hotspot of ABTS (outside of ABTS sessions of course)! Attendees can come to the lounge for a global connect where you can join virtual networking pods and chat face-to-face, have some fun journeying through the BTE 30 Years Scavenger Hunt, rock out to the BTE Playlist (comprised of all global attendees' favorite songs), join the ABTS public chat, or check out the ABTS 2022 Word Cloud. Tons to do and tons of people to do it with- explore and have fun!



Attendees: Looking to learn more about your BTE family members? Check out the attendee's section to view ABTS participants currently attending sessions and check out their profiles. Remember, you can always update your profile by going into your personal settings in the top right corner of the 6Connex page.



Chat: Looking to network, but maybe skip the face-to-face? Chat it up with other ABTS attendees, including Johnson & Johnson and FHI 360 partners, presenters, and ambassadors.



My Calendar: Did you scroll through the ABTS Agenda and see a few sessions you really don't want to miss? Add them to your 6Connex calendar! Go to your calendar each day to see what special sessions you've blocked out for yourself.



Bridging Connections: Looking to expand your network and build connections? This unique 6Connex feature uses artificial intelligence to match you with ABTS attendees that have similar interests as you, including those who view similar content, attend like-sessions, and would be an overall great connection for you.

Explore and become more familiar with the ABTS rooms and 6Connex features on the next page!



Bridge to
Employment
Johnson & Johnson

EXPLORING THE 6CONNEX ABTS MAIN LOBBY



6CONNEX VIRTUAL ROOM OVERVIEW

Now that you've acquainted yourself with the Main Lobby, let's take a quick walkthrough of each of these virtual spaces.

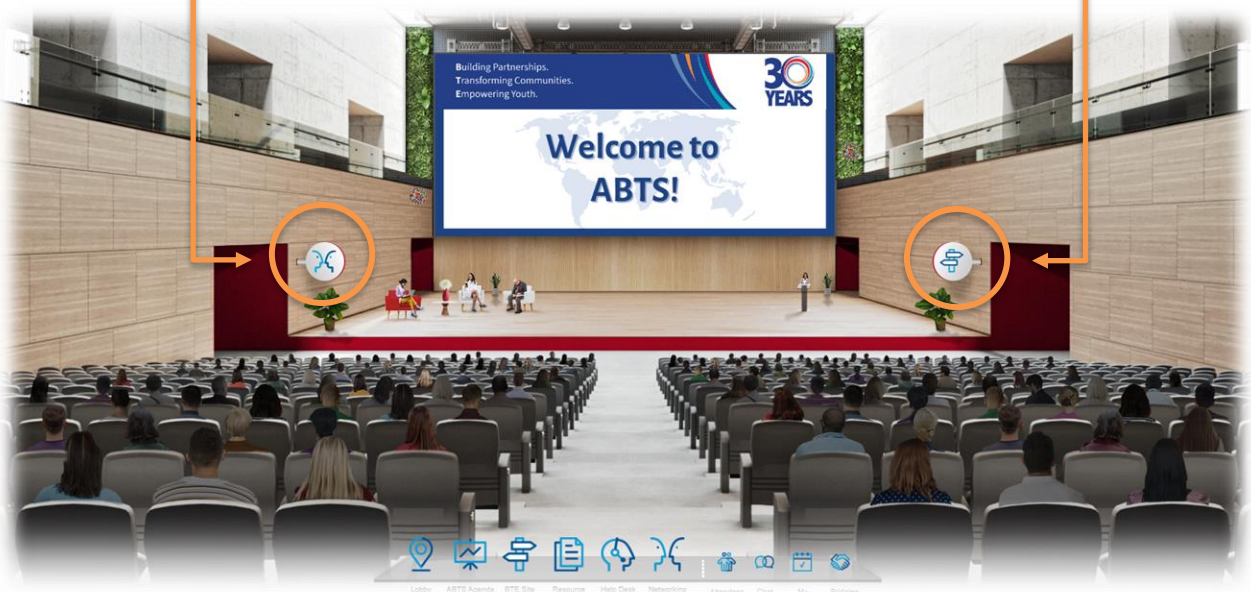
ABTS Agenda

When accessing the ABTS Agenda, you will enter your auditorium. Simply click the Welcome Screen and then a content window will appear that lists all upcoming sessions. Each session will have a brief description, as well as possible attachments (e.g., handouts) for sessions, if applicable. To the right of each session is a "Launch" button; click it to open that session's Zoom meeting room. Also to the right is a countdown to future sessions, a teal calendar with clock icon, and the 6Connex My Calendar icon in light blue. If you want to add sessions to your personal calendar (i.e., Google, Outlook, etc.) simply click on the teal calendar icon next to the session and a calendar invite will appear for you to add to your calendar. If you see a session you don't want to miss, add to it your 6Connex My Calendar. Open your 6Connex My Calendar each day to see what sessions you have prioritized for yourself.

For quick access to the Networking Lounge or BTE Site Exhibits, you can click on their associated icons next to the doorways on the left and right in the ABTS Agenda auditorium.

Quick access
to the
Networking
Lounge.

Quick
access to
the BTE Site
Exhibits.



ABTS Agenda Overview, continued

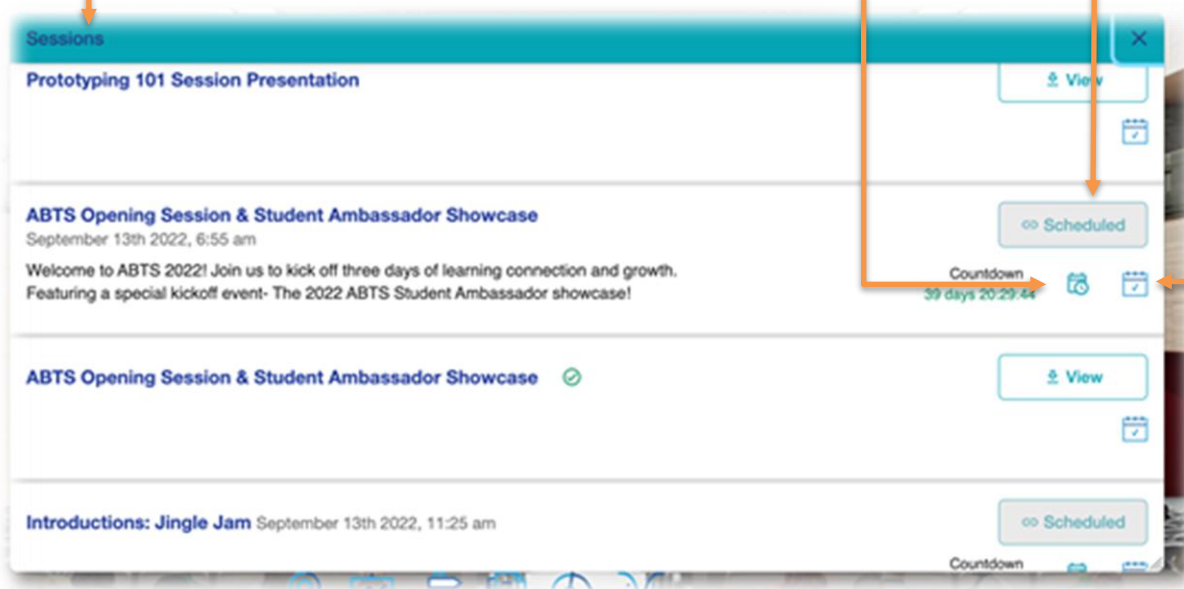
Click on your ABTS Agenda welcome screen to access the content window (pictured below) that houses your full ABTS agenda.



Access all your ABTS sessions here.

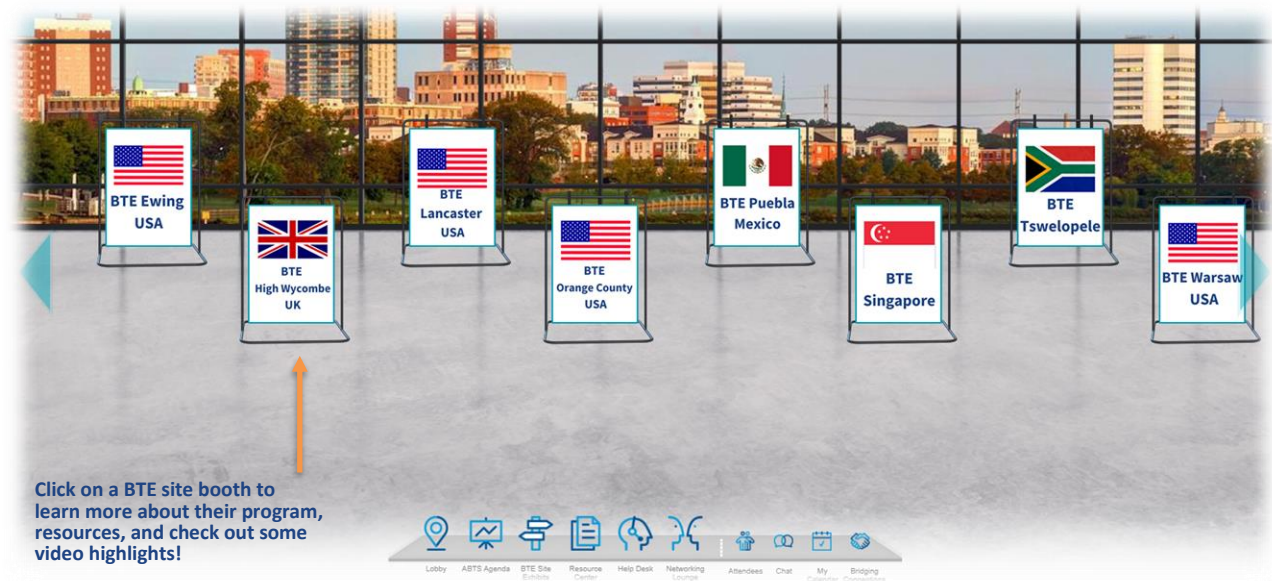
Click here to add the session to your personal calendar.

Click here to start your session. Note, you will see "Scheduled" for future sessions and "Launch" for sessions starting within 5-minutes or that are actively running.



BTE Site Exhibit Booths

This exhibit hall features exhibit booths from each region. Here, you can explore sites, learn about the diversity of programs, and view resources. See below for a high-level overview of sites hosting a booth. Stop by the exhibit booths at any time or during the scheduled hours to chat live with site representatives.



Ewing, New Jersey, USA: See how The College of New Jersey (TCNJ) utilizes near-peer mentors -- TCNJ students and Bonners Scholars – to support the BTE students from Ewing Public Schools. Chat live with the BTE partners on **September 13 at 4:30 PM EDT.**

High Wycombe, United Kingdom: Building off its pilot BTE program (2014 – 2018), this self-sustaining one-year program will graduate its fifth group of BTE students in December 2022! Hear the student programming and Janssen engagement efforts deemed essential by partners for each BTE cohort from High Crest Academy. Chat live with the partners on **September 14 at 2:00 PM EDT.**

Lancaster, Pennsylvania, USA: Learn how Johnson & Johnson Consumer and the Lancaster STEM Alliance are incorporating STEM²D activities, like the anatomy of human skeletons and Cardiac Classroom, service opportunities, such as the Global Give Back, and college/career success workshops, into their weekly BTE meetings with students at J.P. McCaskey High School. Chat live with the BTE partners on **September 14 at 3:00 PM EDT.**

Orange County, California, USA: Find out how Johnson & Johnson Vision, the University of California, Irvine's (UCI) Center for Educational Partnerships (CFEP), and High School, Inc., utilize hybrid programming and encourage BTE participation, leadership and learning through incentives and rewards. Chat live with the partners on **September 13 at 4:00 PM EDT.**

BTE Site Exhibit Booths, continued

Puebla, Mexico: Learn how Johnson & Johnson and Servicios a la Juventud, AC (SERAJ) use unique cultural and recreational programming, such as “science clowns” and the “red house tours,” to spark BTE students’ interest in STEM. Chat live with the partners on **September 14 at 4:30 PM EDT.**

Singapore: Gather information and tips for introducing BTE students to the digital sector and applying the Design Thinking framework to develop solutions for everyday challenges. Chat live with partners – Johnson & Johnson and Trybe – on **September 14 at 8:00 PM.**

Tswelopele, South Africa: See the vast opportunities afforded to BTE students from Tswelopele Secondary School. Highlights include motivational sessions, power supply tours, career talks, and entrepreneurship workshops, among others. Chat live with Johnson & Johnson and NICDAM on **September 14 at 2:30 PM EDT.**

Warsaw, Indiana, USA: Learn how DePuy Synthes, OrthoWorx, and Warsaw Community Schools are implementing weekly programming for BTE students, including all-day field trips, saw bone activities, mentoring, and mini-college fairs. Chat live with the partners on **September 13 at 3:30 PM EDT.**

Resource Center

The Resource Center is your one-stop shop for all session materials you might need or want to reference throughout the ABTS. Here, you’ll find the ABTS Participant List, customized BTE virtual backgrounds, and ABTS Resources.

Participant List: Find a list of all ABTS 2022 participants, including presenters, speakers, and panelists. The participant list is broken down by BTE site and organization and includes general contact information (with the exception of youth attendees- in accordance with compliance and privacy policies!).

Virtual Backgrounds: Looking to showcase your love of BTE? Check out the BTE virtual background collection. In addition to branded BTE 30 Years virtual backgrounds, you can also find customized backgrounds specific to your BTE site location. Whether you choose to pick one or mix it up each day, the choice is yours- have fun with them!

ABTS Resources: This is where both youth and program partners can find digital copies of session presentations, worksheets, tips sheets, Zoom backgrounds, and more.

Welcome to the Resource Center! Files you are looking for are likely here- along with so much more!





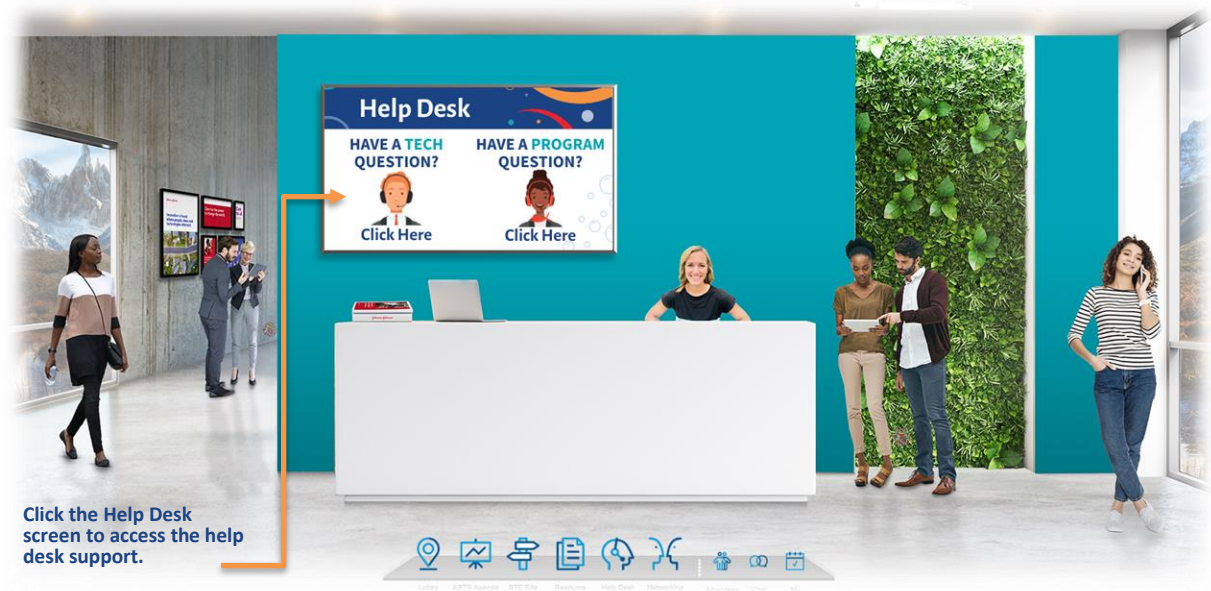
ABTS Help Desk

The Help Desk is where any ABTS attendee can go if in need of technology support or program support. 6Connex representatives will respond to all technology questions and support needs, whereas FHI 360 staff are on standby to assist with any program questions. The following are the 6Connex Help Desk hours during the ABTS event:

Monday, August 29 – Friday, September 2, 2022: 7:00 AM – 3:00 PM EDT

Tuesday, September 13 – Thursday, September 15, 2022: 8:00 AM – 4:00 PM EDT

Should attendees have questions after Help Desk hours, they can email bte@fhi360.org.



Click on the Help Desk welcome screen (pictured above) to access the Help Desk hours. If you need assistance before or after hours, email BTE! No matter the time, we've got you covered!



Help Desk

Welcome to the ABTS 2022 Help Desk!

6Connex Tech Support is available:

August 29th – September 2nd: 7:00 AM – 3:00 PM EDT
September 13th – September 15th: 8:00 AM – 4:00 PM EDT

FHI 360 Program Related Support is available:

August 29th – September 2nd: 6:30 AM – 7:00 PM EDT
September 13th – September 15th: 7:00 AM – 7:00 PM EDT

Have more questions?
Email bte@fhi360.org

Networking Lounge

If you're looking for all of the action outside of ABTS sessions, this is the place to come! The ABTS Networking Lounge has it all! Attendees can come to the lounge to chat with BTE peers and meet new faces. Have fun playing the BTE Scavenger Hunt, check out the BTE Twitter feed, and the best part- join the [Global Connect Preciate](#) virtual networking room where you can chat face-to-face in a setting that simulates real-life! Don't forget to listen to the BTE Playlist which has a collection of ABTS attendees' favorite songs. Here comes the fun!

ABTS Networking Lounge. Remember, the time to build a network is always before you need one!



Great times to check out the Global Connect room within the Networking Lounge:

- **Tuesday, September 13th (EDT):** 5:00 PM – 6:30 PM EDT and after 8:00 PM – 9:00 PM EDT.
- **Wednesday, September 14th (EDT):** 7:30 AM – 8:00 AM EDT and 2:00 PM – 5:00 PM EDT.

Global Connect space within the Networking Lounge. Have some fun face-to-face interactions with your BTE global family!





ABTS Networking Lounge, continued

Preciate Tips for Success: When joining the Global Connect ABTS room through the Networking Lounge, you will be using Preciate technology. The following are some general tips for success to be mindful of in order to make the most of your experience.

- Preciate is supported by Chrome, Firefox, Edge, and Safari desktop browsers. It is also supported by all Android devices.
- When you enter the waiting room, be sure your camera and mic are on. PCs do not share devices well, so turn off any other video platform before you join the room.
- Once you are in the room, use your mouse or arrow keys to move around the room.
- Audio will change volume as you get closer to or further from others.
- You can turn the music down or off for just you.
- Use the mini-map to find your friends.

Preciate Tricks: For the best experience, remember:

- Audio groups are formed automatically. 10 is the maximum size of an audio group.
- Use headphones for optimal audio quality.
- Use updated browsers and computers, if available.
- Zoom in and out to fit more people in your screen.
- If you need help, contact the Preciate Help Center at <https://help.preciate.com> or email support@preciate.com

Watch the [Preciate Overview Video](#) or view the [New User QuickStart Guide](#) to learn more!

6CONNEX TIPS FOR SUCCESS



Display & Resolution Size

The recommended resolution for your display is at least a 1024x768 or higher resolution. The virtual experience will adjust itself to your screen size. If you are using a PC or Mac, some rooms may look zoomed in depending on your screen size. While a browser zoom level of 100% is recommended for optimal viewing of presentations, you may need to zoom out in order to see the entire room. In most browsers you can use Ctrl + or Ctrl - to reset your zoom level. This option can also be found in the tools or view menu.

Remember, this is a virtual, browser-based experience. If you are using an older, or unsupported Operating System, Internet Browser, or version of Flash, you may experience decreased performance. We recommend Chrome or Firefox as the most stable and consistent browsers for accessing the virtual environment.



6Connex Tips for Success, continued

Pop-up Blockers

Please make sure that you have allowed flash player and turned off ad or pop-up blocker then refresh your browser. If the issue persists, we suggest using a different browser like Chrome or Firefox. For more guidance, you may search online on how to disable pop up/ad blocker depending on your device/browser type.

Firewall

An automatic [system test](#) is available that will check connectivity of the domains listed in the detailed System Technical Requirements (below).

Please note: This system check covers standard platform functionality. It does not cover requirements for any 3rd party services that may be integrated into the experience. Verify the domains listed below in the Technical Requirements are not blocked by your personal or corporate network.

Bandwidth

Sufficient bandwidth at each office location is necessary. Estimate total bandwidth required by multiplying the numbers of computers connecting to an event by the above bit rate estimate. If network bandwidth is a concern, we recommend accessing the environment in groups, thereby reducing the total number of individual streams to an office.

Internet Connectivity

A strong, wired broadband connection with a speed of at least 1.4 Mbps is recommended. You may view the virtual experience on a slower connection, however, some users may experience load times that are longer than normal with larger content items, such as High-Definition video streams.

We recommend:

- A strong Wi Fi connection or hardwired internet connection is recommended
- Disconnect from VPN or corporate networks (if possible).
- Close any unnecessary applications.
- Refrain from browsing the internet, streaming media or downloading large files during this time.

Work from Home Employees

Connect to the internet using a network cable rather than using a wireless network. If a corporate VPN is used, confirm that the above network traffic is not directed over the VPN. If it is, have users turn off the VPN while attending the event.



6Connex Tips for Success, continued

Audio

Audio is streaming over your device; be sure your speakers/headphones work and are turned up to an appropriate volume.

What can I do if I am having trouble hearing audio?

- If you have internal speakers, make sure they aren't muted.
- If you have external speakers, make sure they are powered on and aren't muted.
- Make sure you did not lose Internet connectivity.
- Make sure your system has passed the system test located under "Test my system now".
- If your system is using Adobe Flash Player and you receive a "connection failed" message it's most likely due to a proxy server blocking Flash streaming. Please contact your local IT admin.
- If you are using a mobile device, such as an iPhone, make sure you have enough bandwidth. We advise using dedicated Wi-Fi or 4G.
- If you are using an Android device, Apple iPad or iPhone you will need to click on the media play button to begin the presentation. Android and Apple iOS devices do not permit streams to begin automatically.

DON'T WORRY, IT WON'T BE ALL WORK AND NO PLAY...

GET READY TO CHEERS TO BTE 30 YEARS!

BTE 30 Years Scavenger Hunt

In celebration of the BTE 30-year anniversary, explore BTE's full 30-year history through the [interactive BTE Digital Timeline](#)! Once you think you know all there is to know, test yourself by taking the **BTE Scavenger Hunt** quiz, which can be found in the Networking Lounge. For every answer you get right, you'll score points on the ABTS Leadership Board!

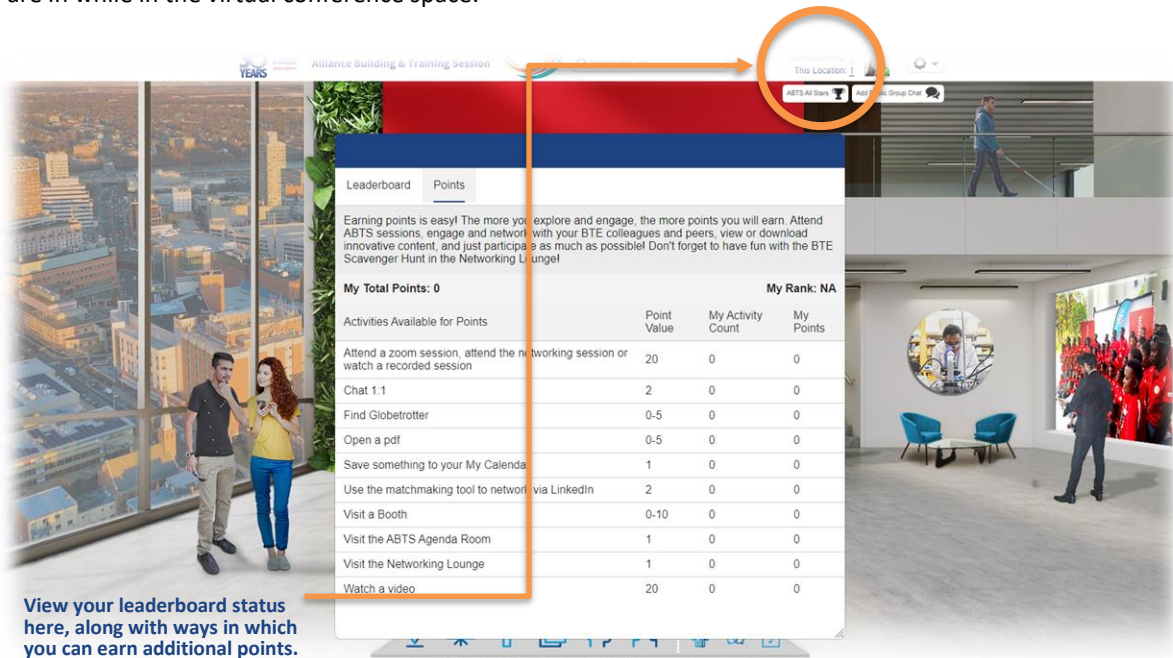
Click here to
have fun with
the BTE
Scavenger Hunt!



ABTS All Stars Leaderboard

Who's ready for a friendly competition?!

ABTS attendees are challenged with exploring the ABTS virtual platform, attending all sessions, and engaging with their global peers. To help level up the experience, we created the ABTS All Stars Leaderboard! The more you explore the wealth of resources and rooms available across our virtual event platform, engage with your global BTE family, and actively participate in sessions, the more points you will earn! Check out your ranking by reviewing the leaderboard at the top right of your screen; you can view the ABTS All Stars Leaderboard no matter what room you are in while in the virtual conference space.



Leaderboard Points

Earning points is easy! The more you explore and engage, the more points you will earn. Attend ABTS sessions, engage and network with your BTE colleagues and peers, view or download innovative content, and just participate as much as possible! Don't forget to have fun with the BTE Scavenger Hunt in the Networking Lounge!

My Total Points: 0 **My Rank: NA**

Activities Available for Points	Point Value	My Activity Count	My Points
Attend a zoom session, attend the networking session or watch a recorded session	20	0	0
Chat 1:1	2	0	0
Find Globetrotter	0-5	0	0
Open a pdf	0-5	0	0
Save something to your My Calendar	1	0	0
Use the matchmaking tool to network via LinkedIn	2	0	0
Visit a Booth	0-10	0	0
Visit the ABTS Agenda Room	1	0	0
Visit the Networking Lounge	1	0	0
Watch a video	20	0	0

View your leaderboard status here, along with ways in which you can earn additional points.

Throughout the ABTS virtual platform, you will have a chance to go on a hunt for the BTE Globetrotter, pictured below. The BTE Globetrotter hides throughout the ABTS platform and reveals a BTE Fast Fact once you find him. For every Fast Fact you reveal, you will earn additional points on the ABTS All Star Leaderboard.

Find the BTE Globetrotter throughout the ABTS platform to earn points on the leaderboard.



BTE FAST FACT

The more interaction we have with young people over time, the greater the impact is on them. This is why BTE requires 80 hours of programming for its participants!

Bragging rights and prizes for ABTS All Stars who receive the highest ranking at the conclusion of ABTS!