

STUDENT AMBASSADOR CHALLENGE 2016

Background

Each year at ABTS, student ambassadors work in teams to address a challenge. In this year's Challenge, you and your team will consider your roles as citizens within a community that has complications which have begun to affect the community's health, the environment and/or the education of its residents. According to Johnson & Johnson's credo *"We are responsible to the communities in which we live and work and to the world community as well. We must be good citizens — support good works and charities and pay our fair share of taxes. We must encourage civic improvements and better health and education."* As individuals who believe in social responsibility, it is important to understand the great impact one person or a small group can have on a community. Together with your team, you will analyze and research the needs of your team's community to see where you can have the most positive impact based on what you learn from your research. Once you have identified the specific problems and discussed how to address them, you will design a community service project that mobilizes resources and members of your community to help resolve the issue.

Your Challenge

- 1) Your team will work together to create a community service project that addresses the issues highlighted in your team's community.
 - Your community service project must describe the current issue and how it affects the community and the long term impact the problem will have if it continues.
 - You must show how your project will improve the community and what you hope the community will learn through your project.
 - Describe the resources you will need, the people you will mobilize to help and why you think your project is the best option.
- 2) Drawing on what you learn during your research; your team will develop and present a 10-minute PowerPoint. Your Power Point presentation should include:
 - Your own definition and understanding of community service
 - A description of the problem your team sought to address
 - Some statistics that show why your idea might work
 - A detailed presentation of the community service project you designed
 - What you learned from your Student Ambassador community service activity (blankets)
 - How you believe community service impacts others

You should also be prepared for a five-minute question and answer session to follow your presentation.

Deadlines

You have three days to create your community service project AND design your presentation. You will present your Challenge project to the ABTS audience on **Tuesday, 18 October at 13:45**. Use your worksheets to help guide you for your final presentation.

1. Worksheet 1: **Due Sunday, 16 October at 12:20** ☐
 2. Worksheet 2: **Due Monday, 17 October at 11:45** ☐
 3. Worksheet 3: **Due Monday, 17 October at 15:30** ☐
 4. Complete Power Point Presentation: **Due Tuesday, 18 October at 10:30** ☐
- Student Ambassador Challenge presentation: **Due Tuesday, 18 October at 13:45** ☐

Your Team

You will complete the project with a team of 3-4 other student ambassadors. The teams are listed below.

Team 1 – Rural Communities of Indonesia



Around the world, statistics show that education directly affects a child's development and future livelihood.

Primary education is key to a child's entry into an institute of higher education, vocational training and also employment. In developing, low-income countries, every additional year of education can increase a person's future

income by an average of 10%. As of 2012, 31 million primary-school pupils worldwide dropped out of school. In rural communities, there are many reasons for this occurrence:

- 1) Students must take a long bus ride home or walk miles to get to school along a dangerous route in rural communities.
- 2) Parents may not have enough information to assess the benefits of their children's education accurately. They may feel that more competitive urban job markets are too far from the community for the family to consider, so sending a child to school is not worth the effort.
- 3) Children stay at home to assist families with farming, fishing, and other household tasks.

Some of these communities can be found in the coastal regions of Indonesia, like the Bulukumba regency, in South Sulawesi and Sekadau, and Bengkayang regency, in West Kalimantan and Sanghiang Tanjung, Suro Village.

Design a community service project that you think would benefit this community. Keep in mind the cultural and societal need for children to be able to work at home sometimes. Provide statistical support from your research showing why your project would work.

Team 2 – Metropolitan cities in the United States



According to statistics, every city in the United States with at least 250,000 people has gang related activity and about 85% of serious gang activity is concentrated in metropolitan areas in the United States. Examples of some of these cities are Detroit, Michigan, St. Louis, Missouri and, Oakland, California. Statistics further show that in the United States 40% of gangs are juveniles under the age of eighteen. Another study found that an average

of 2% of youth in the U.S. are gang members, with involvement highest among youth at the age of fourteen years old. According to some social scientists, some factors that cause a rise in the number of gangs include - school failure and truancy, lack of involvement in positive activities outside of school, low income households, early involvement in petty theft and lack of adult support and guidance. They also imply that with mentoring and even tutoring increases student potential for growth and success greatly.


Work with you team to develop a community service project that you think will address this issue among young people in metropolitan cities in the US. Consider especially the fourteen-year-old age group since that group has the highest gang participation rate among youth. Provide statistical support showing why your project would work.

Team 3 – Coastal/fishing communities of Argentina

Our world today is full of many large industrial cities. However, in many countries there are still fishing communities built along river banks and coastal regions. A fishing community is a community that is dependent on and fully engaged in, the harvest or processing of fishery resources to meet social and economic needs.

Argentina has many of these fishing communities. Unfortunately, many of these communities suffer hardships due to pollution and contamination of the land and water along their coasts. Buenos Aires alone produces 5,000 tons of trash per day.

Unfortunately, due to overflowing landfills, a lack of recycling and, limited information on conservation trash ends up in streets, waterways and in the ocean and directly affects these coastal communities. Marine litter that is tossed into the ocean can travel long distances with the currents and winds. Not only does this litter directly affect marine life and birds, but it also washes onto beaches, is caught in fishing nets, damages boat motors, is an eyesore and smells bad. Plastic bags and plastic wrap can asphyxiate marine animals and fish, and birds can easily entangle themselves in plastic strings. Land litter such as cigarette butts, old tires and food wrappers destroy coral reefs, harm animals and contaminate water. They also cause algal blooms in water which reduces the amount of available oxygen for aquatic life. Additionally, due to limited information and awareness, residents of these communities become sick from the landfills and need to be hospitalized. There is not enough awareness of the long-term, harmful effects a pollution causes to the oceans.



Design a community service project that you think will be able to help the citizens of these communities and also have a long-term, positive impact on their life and environment. Provide statistical support showing why your project would work.

Worksheet 1: Defining ‘Community Service Project’ Complete by Sunday, October 16, 2016 at 12:20 pm

1. Thinking about the research you did for your homework (video), list:
 - a. Two (2) benefits participants and volunteers in community service projects personally gain from their activities.
 - b. Two (2) benefits to the communities as a whole.
2. All communities are unique in their own way. However, it is important that we note similarities across all communities regardless of culture, location and demographic. Research ways in which your own neighborhood, your teammates’ neighborhoods, and the country your team is now representing may be similar. List 3 examples.
3. Based on the scenario you were presented; what do you think these communities will look like in 10 years if no effort is made to stop the problem? Describe this in detail.

4. Using the information provided in your scenarios:
 - a. Give 2 suggestions for the root cause of the issues in your communities.
 - b. What other consequences do you think can arise as a result of the issue in your community?
 - c. How do you think these issues might have been prevented?
5. Among your team members discuss and come up with 1 project idea that you believe you can implement to help your team's community.
 - a. Describe 3 reasons or obstacles that may prevent your ideas from being implemented.
 - b. What resources and who will you need to mobilize in order to execute your project?
(Use some of the links provided to help you in your research)

c. How many weeks/months do you think it will take you to implement your project?

Create a timeline to be used in your presentation and consider the time you will spend gathering resources, marketing, your project and implementing your project.

(Use some of the links provided to help you in your research. You can also discuss this with your expert advisor at lunch)

6. What methods will you use to encourage others to join you and help in your community project.

Worksheet 2: No Sew Blanket– Community Service Project

Credo in Action!

Complete by Monday, October 17, 2016 at 11:45 am

In the London community nearly 7,500 persons are homeless and sleeping on the streets. As part of our challenge we will participate in a service activity to help this community by creating blankets that will be distributed among the homeless population. As you make your blankets, please consider and respond to the questions below.

7. If someone asked you why you thought working for the benefit of your community was important. What would you tell them?

8. How does the creation of these blankets affect the way your think about service and assisting others?

No Sew Fleece Blanket

You will need:

Polar Fleece: 1 1/2 yard piece or choose your own custom size. (Fleece is usually 50-60" wide)
"Ruler or Shape Cut Ruler and Rotary Cutter" works best to create neatly cut fringe. If you are using scissors, please make sure your cuts are clean, even and straight with no frayed edges.

This blanket is simply made in 5 easy steps.

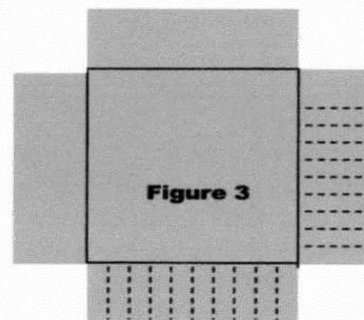
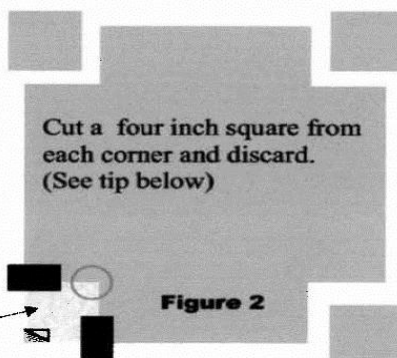
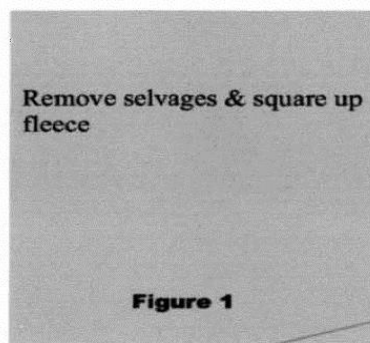
Step #1: Before you begin, trim off selvage edges and square uneven edges as needed. (Fig. 1)

Step 2: (Fig. 2)

Cut a four inch square from each corner of the fleece.

Step #3: (Fig. 3)

Cut 4" x 1" wide fringe around blanket



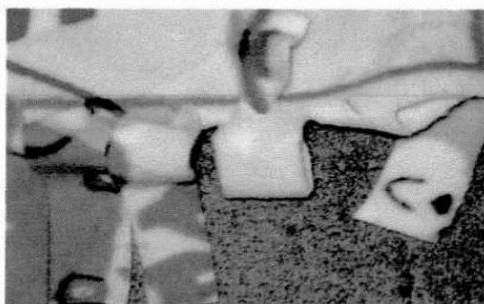

Tip: Cut a 4" piece of fabric or batting to use as your corner template. (Fig. 2) It won't slip and it will make cutting easier. Using your ruler and rotary cutter cut vertically and horizontally—(arrows) ALMOST to the corner (red circle) but NOT QUITE. Then use your scissors to finish the corner cut. This will give you a crisp, clean cut and you won't cut into the neighboring fringe. NOTE: Fringe may be cut in 1/2" or 1" increments.

Step #4:

Using a seam ripper, make a tiny slit in the top of each piece of fringe

Step #5:

Feed the end of the fringe through the back side of the slit you just cut and pull through to create a neat and secure fringed edge.



Worksheet 3: Community Service Plan

Complete by Monday, October 17, 2016 at 15:30 pm

Use this chart to help you think about and design your community service project.

Name of team:				
Problem identified in the community:				
Additional issues that can arise if problem isn't fixed: 1) 2)				
Community Service Project:				
Target Groups/Stakeholders:				
Root causes of the problems	Resources available to help address issue (money, schools, community centers)	People that can be mobilized in the community to help	Goals/Objective	How will you know your community project have a positive impact? What historical statistical support can you provide?
1)				
2)				
3)				

Glossary of terms

Demographic - the qualities (such as age, income) of a specific group of people / a group of people that have a particular set of qualities.

Gang - an organized group of criminals.

Juvenile - a young person who is not yet old enough to be legally considered an adult.

Mobilize – to prepare and organize groups to perform a service or action.

Resource - a stock or supply of money, materials, staff, and other assets that can be drawn on by a person or organization in order to function effectively.

Service learning - Service learning is a teaching and learning strategy that combines meaningful community service with instruction and reflection to improve the learning experience, teach civic responsibility and, strengthen communities.

Social responsibility - Social responsibility is an ethical framework which suggests that an organization or individual, has an obligation to act for the benefit of society at large.

Social Scientist – A person who studies how groups of people behave, often in an effort to predict how they will behave in the future. This person specializes in **social** sciences including economics, anthropology, sociology, political **science**, and aspects of psychology and history.

Stakeholders - person with an interest or concern in something because they are involved in or affected by a course of action.

Useful Links

1) Sample community service ideas

<https://www.teenlife.com/blogs/50-community-service-ideas-teen-volunteers>

2) An example of the impact of water pollution in Argentina

<https://globalpressjournal.com/americas/argentina/plagued-health-issues-residents-near-dirty-river-argentina-options/>

3) Sample data of gang statistics in the US

<https://www.nationalgangcenter.gov/survey-analysis/measuring-the-extent-of-gang-problems>

4) Tips on creating a successful community service project

<http://blog.prepscholar.com/community-service-projects>

5) Articles on education in rural communities

a. <http://www.unesco.org/new/en/education/themes/strengthening-education-systems/inclusive-education/rural-people/>

b. <http://educationnext.org/challenges-facing-struggling-rural-schools/>